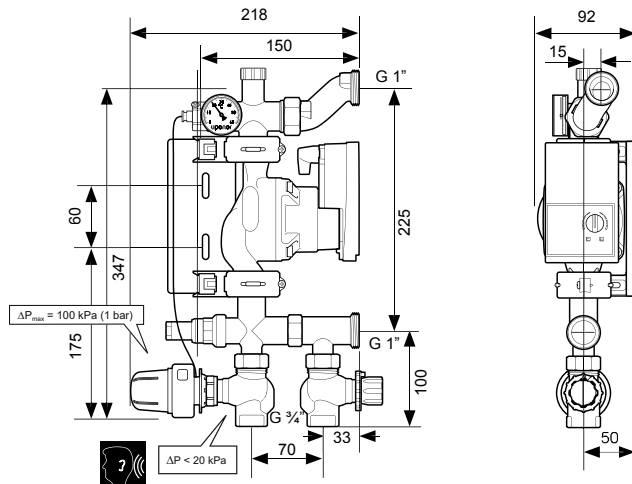


## Uponor Fluvia T Pumpgroup PUSH-23-B-W



$Q_{max} = 7 \text{ kW}$



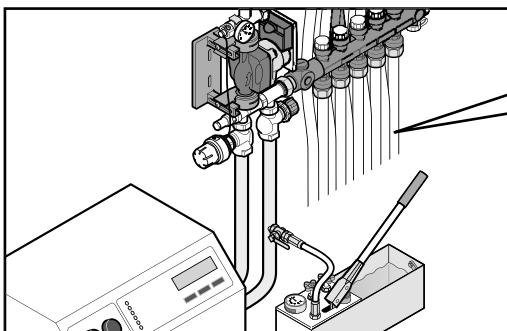


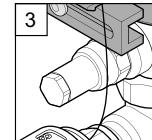
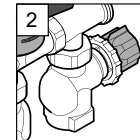
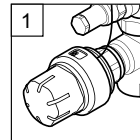
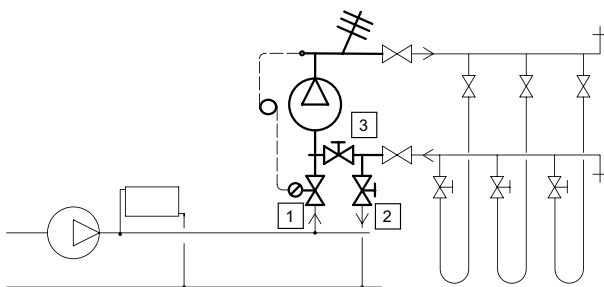
$\theta_{sec} = 15-55 \text{ }^\circ\text{C}$



$kvs = 1,2 \text{ m}^3/\text{h}$



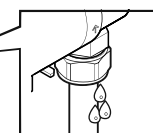
$P_{max} = 6 \text{ bar}$

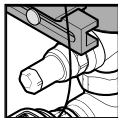
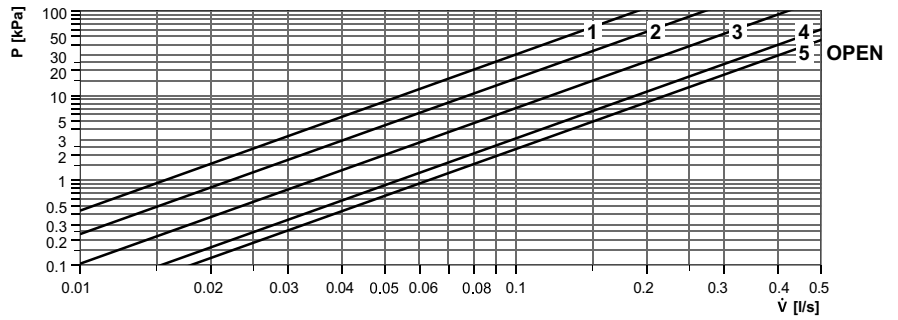
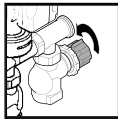
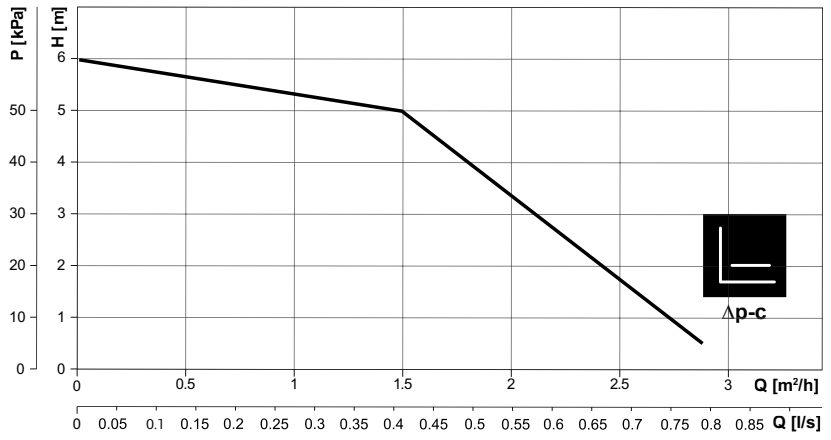
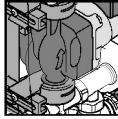


2 h



$P = 4 - 6 \text{ bar}$





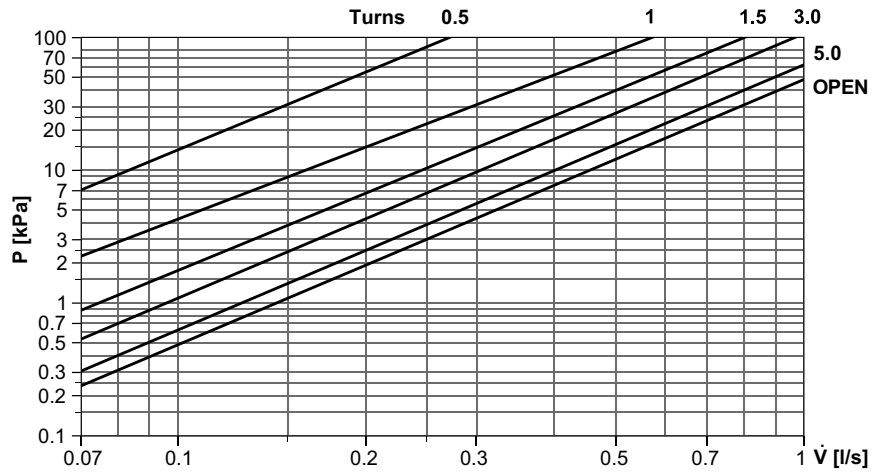
**A**  
OPEN = Standard



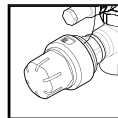
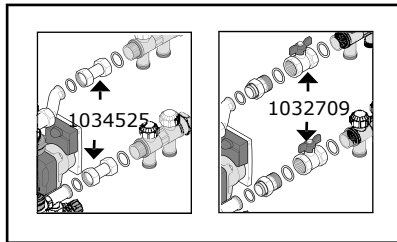
**B**  
CLOSE = Flush



**C**  
100%  
CLOSE

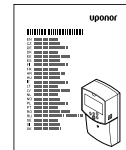
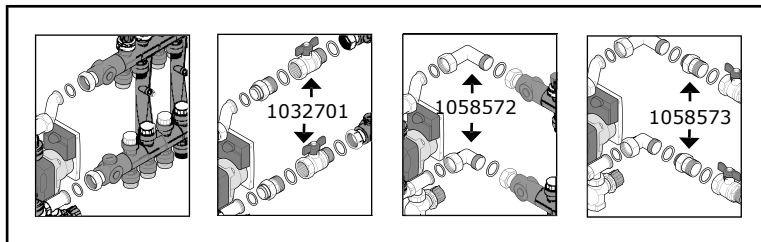


**Uponor Vario B manifold**



<b>Scale</b>	1	2	3	4	5	6	7	8	9
<b>θ<sub>v</sub> [°C]</b>	20	25	30	34	38	42	46	50	55

**Uponor Vario PLUS manifold**



**Uponor Corporation**

1067770 10\_2015\_EN  
Production: Uponor AB, EL, Virsbo; SE

Uponor reserves the right to make changes, without prior notification, to the specification of incorporated components in line with its policy of continuous improvement and development.

[www.uponor.com](http://www.uponor.com)